
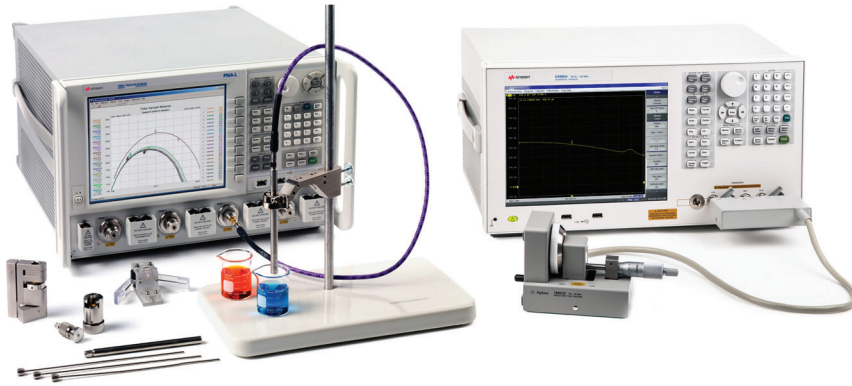


Keysight Technologies
Measuring Dielectric Properties Using
Keysight's Materials Measurement Solutions





A wide variety of industries need a better understanding of the materials they are working with to shorten design cycles, process monitoring, and quality assurance. Every material has a unique set of electrical characteristics that are dependent on its dielectric properties. Accurate measurements of these properties can provide scientists and engineers with valuable information to properly incorporate the material into its intended application. A dielectric materials measurement can provide critical design parameter information for many electronics applications. For example, the loss of a cable insulator, the impedance of a substrate, or the frequency of a dielectric resonator can be related to its dielectric properties. More recent applications in the area of aerospace, automotive, food and medical industries have also been found to benefit from knowledge of dielectric properties.

The material evaluation systems that generate these measurements must combine precise measurement instruments, test fixtures that hold the material under test (MUT), and software that calculate and display material parameters. Keysight Technologies, Inc. offers you fast, accurate and often non-destructive solutions.

The measurement instruments, such as network analyzers, impedance analyzers and LCR meters provide accurate measurement results with wide frequency range up to 1.1 THz. Fixtures are available that are based on coaxial probe, parallel plate, coaxial/waveguide transmission lines, free space and resonant cavity methods. The easy-to-use materials measurement software streamlines the process of measuring complex permittivity and permeability. The table below shows product examples that can be measured by Keysight's material test solutions.

- Fast, accurate and non-destructive solutions
- Wide frequency coverage, up to 1.1 THz
- A variety of measurement methods supported

Industry	Application/products
Electronics	Capacitor, substrates, PCB, PCB antenna, ferrites, absorbers, SAR phantom materials
Aerospace/defense	Stealth, RAM (radiation absorbing materials), radomes
Industrial materials	Ceramics & composites: A/D and automotive components, coatings Polymers & plastics: fibers, films, insulation materials Hydrogel: disposable diaper, soft contact lens Liquid crystal: displays Other products containing these materials: tires, paint, adhesives, etc.
Food & agriculture	Food preservation (spoilage) research, food development for microwave, packaging, moisture measurements
Forestry & mining	Moisture measurements in wood or paper, oil content analysis
Pharmaceutical & medical	Drug research and manufacturing, bio-implants, human tissue characterization, biomass, fermentation

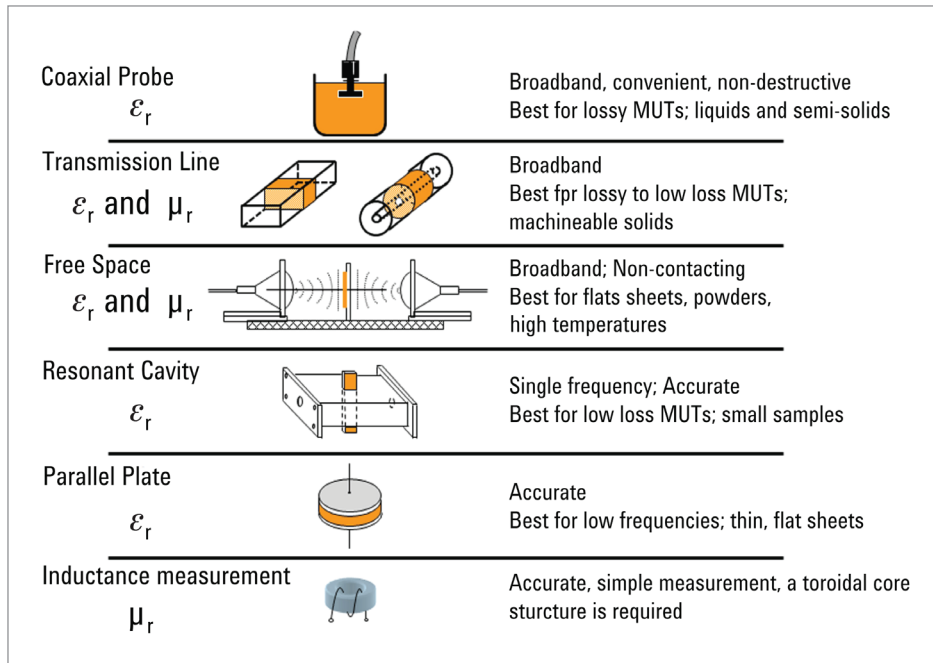


Figure 1. Materials measurement techniques

Measurement techniques

There are several measurement techniques that exist for measuring dielectric properties of materials. Users need to verify which technique is appropriate for their MUT. Keysight solutions cover all the measurement techniques.

Coaxial probe method

The coaxial probe method is best for liquids and semi-solid (powder) materials. The method is simple, convenient, non-destructive and with one measurement. A typical measurement system consists of a network analyzer or impedance analyzer, a coaxial probe and software. Both the software and the probe are included in the Keysight N1501A dielectric probe kit. Depending on the analyzer and probe used, we can measure from 10 MHz to 50 GHz.

The high temperature probe (a) withstands a wide -40 to $+200^\circ\text{C}$ temperature range. The large flange allows measurements of flat surfaced solid materials, in addition to liquids and semi-solids. The slim probe (b) allows it to fit easily in fermentation tanks, chemical reaction chambers, or other equipment with small apertures. The performance probe (c) combines rugged, high temperature and frequency performance in a slim design. The probe can be autoclaved, so it is perfect for applications in the food, medical, and chemical industries where sterilization is a must.

Transmission line method

The transmission line method is a broadband technique for machine-able solids. It puts the MUT inside a portion of an enclosed transmission line.

Free space method

Free space methods use antennas to focus microwave energy at or through a slab of material. This method is non-contacting and can be applied under high temperatures. It is especially useful at mm-wave frequencies.

Resonant cavity method


Resonant cavities are high Q structures that resonate at certain frequencies. A sample of the material affects the center frequency and Q factor of the cavity. The permittivity can be calculated from these parameters. Keysight offers 85072A 10 GHz split cylinder resonator, as well as Split post dielectric resonators (SPDR).

Parallel plate capacitor method

The parallel plate capacitor method involves sandwiching a thin sheet of material between two electrodes to form a capacitor. The method works best for accurate, low frequency measurements of thin sheets or liquids. A typical measurement system using the parallel plate method consists of an LCR meter or impedance analyzer. Keysight offers several test fixtures such as 16451B, 16452A and 16543A depending on material types and applied frequency ranges that can cover up to 1 GHz.

Inductance measurement method

This method derives the permeability by measuring the inductance of the material (toroidal core). The concept is to wind some wire around MUT and evaluate the inductance with respect to the ends of the wire. The Keysight 16454A magnetic material test fixture provides an ideal structure for single-turn inductor, with no flux leakage when a toroidal core is inserted in it.



Keysight N1501A dielectric probe kit

Measurement systems

Keysight offers a variety of fixtures and measurement instruments that covers many material types. The software is also provided depending on required measurement techniques or instruments. See related literature for more information.

Test fixtures and instruments

The lineup of Keysight test fixtures is summarized in Figure 2. See Table 1 for available measurement instruments.

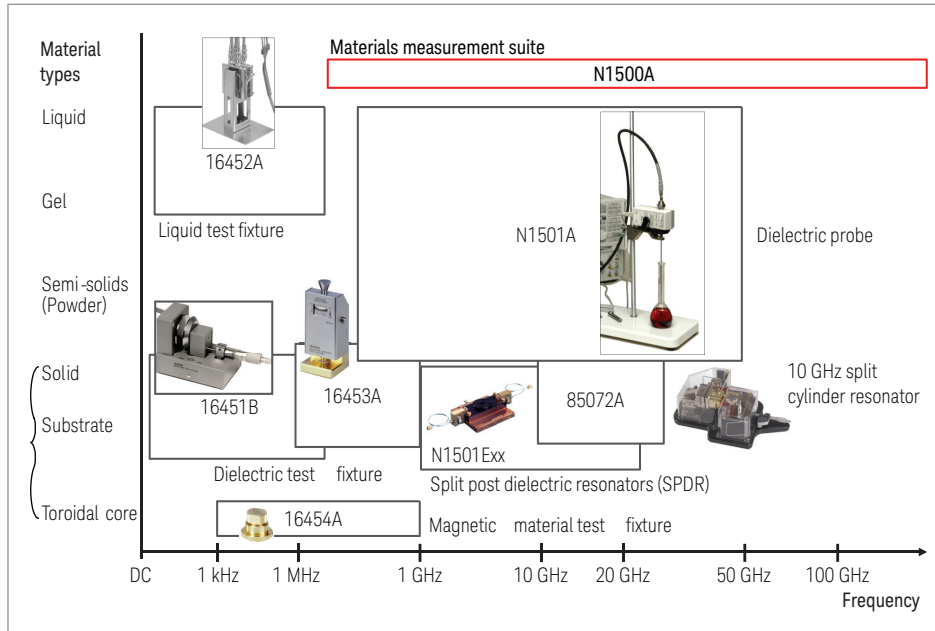


Figure 2. Keysight materials measurement fixtures

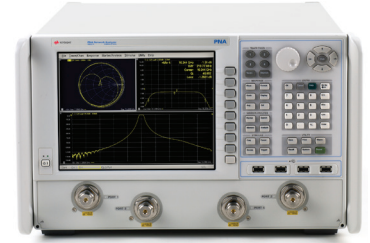
Table 1. Keysight test fixtures and instruments¹

		PNA	ENA	FieldFox	E4991B	E4990A	E4980A	4285A	Method
N1501A ²	Dielectric probe kit	●	●	●	●				Coaxial probe
N1501Exx	Split post dielectric resonators (SPDR)	●	●	●					Resonant cavity
85072A	10 GHz split cylinder resonator	●	●						Resonant cavity
16451B	Dielectric material test fixture					●	●	●	Parallel plate
16452A	Liquid test fixture					●	●	●	Parallel plate
16453A	Dielectric material test fixture				●				Parallel plate
16454A	Magnetic material test fixture				●	●			Inductance

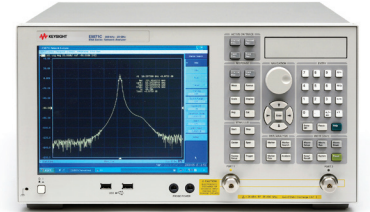
1. Refer to "Keysight LCR Meters, Impedance Analyzers and Test Fixtures, Selection guide" (5952-1430E) and "N150xA series supported analyzers" (<http://na.support.keysight.com/materials/docs/N1500A-VNAs.pdf>) for more detail.

2. N1501A with E4991B requires N1500A-004 software revision v2014-20150115 and above.

Keysight network analyzers, up to 1.1 THz



PNA family network analyzers

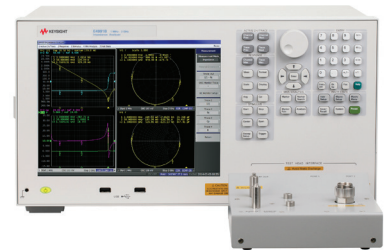


ENA series network analyzers

E4990A precision impedance analyzer, 20 Hz to 120 MHz



E4991B impedance/material analyzer, 1 MHz to 3 GHz



Software

The Keysight N1500A materials measurement suite streamlines the process of measuring complex permittivity and permeability with a network analyzer. The easy-to-use software guides the user through setup and measurement, instantly converting S-parameter network analyzer data into the data format of your choice and displaying the results within seconds. Results can be charted in a variety of formats: ϵ_r , ϵ_r'' , $\tan \delta$, μ_r , μ_r'' , $\tan \delta_\mu$ and Cole-Cole.

A variety of measurement methods and mathematical models are provided to meet most application needs. The free space calibration option provides Keysight's exclusive gated reflect line (GRL) calibration for measuring materials in free space. Arch reflectivity option automates popular NRL arch method for measuring reflections off the surface of a sample. Resonant cavity option offers the highest loss tangent accuracy and resolution.

Related Literature

Basics of Measuring the Dielectric Properties of Materials, Application note,
Literature number 5989-2589EN

Solutions for Measuring Permittivity and Permeability with LCR Meters and Impedance Analyzers, Application note, Literature number 5980-2862EN

Split Post Dielectric Resonators for Dielectric Measurements of Substrates, Application note, Literature number 5989-5384EN

Keysight N1501A Dielectric Probe Kit, Technical overview,
Literature number 5991-0264EN

Keysight N1500A Materials Measurement Suite, Technical overview,
Literature number 5992-0263EN

Keysight 85072A 10-GHz Split Cylinder Resonator, Technical overview,
Literature number 5989-6182EN

Keysight LCR Meters, Impedance Analyzers and Test Fixtures, Selection guide,
Literature number 5952-1430E

Web Resources

Visit our websites for additional product information.

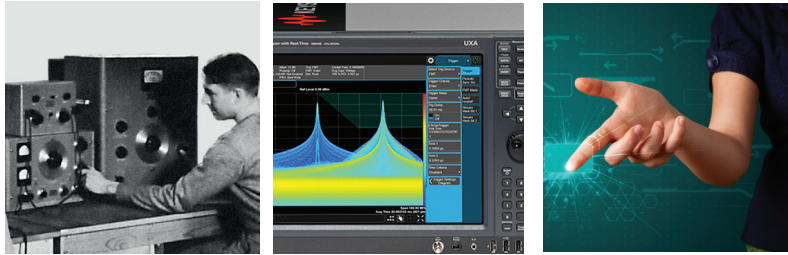
Materials Test Equipment:
www.keysight.com/find/materials

Network Analyzers:
www.keysight.com/find/na

Impedance Analyzers and LCR Meters:
www.keysight.com/find/impedance

Evolving

Our unique combination of hardware, software, support, and people can help you reach your next breakthrough. **We are unlocking the future of technology.**



From Hewlett-Packard to Agilent to Keysight



myKeysight

myKeysight

www.keysight.com/find/mykeysight

A personalized view into the information most relevant to you.

Keysight Infoline

Keysight Infoline

www.keysight.com/find/Infoline

Keysight's insight to best in class information management. Free access to your Keysight equipment company reports and e-library.

KEYSIGHT SERVICES

Keysight Services

www.keysight.com/find/service

Our deep offering in design, test, and measurement services deploys an industry-leading array of people, processes, and tools. The result? We help you implement new technologies and engineer improved processes that lower costs.



Three-Year Warranty

www.keysight.com/find/ThreeYearWarranty

Keysight's committed to superior product quality and lower total cost of ownership. Keysight is the only test and measurement company with three-year warranty standard on all instruments, worldwide. And, we provide a one-year warranty on many accessories, calibration devices, systems and custom products.



Keysight Assurance Plans

www.keysight.com/find/AssurancePlans

Up to ten years of protection and no budgetary surprises to ensure your instruments are operating to specification, so you can rely on accurate measurements.

Keysight Channel Partners

www.keysight.com/find/channelpartners

Get the best of both worlds: Keysight's measurement expertise and product breadth, combined with channel partner convenience.

For more information on Keysight Technologies' products, applications or services, please contact your local Keysight office. The complete list is available at: www.keysight.com/find/contactus

Americas

Canada	(877) 894 4414
Brazil	55 11 3351 7010
Mexico	001 800 254 2440
United States	(800) 829 4444

Asia Pacific

Australia	1 800 629 485
China	800 810 0189
Hong Kong	800 938 693
India	1 800 11 2626
Japan	0120 (421) 345
Korea	080 769 0800
Malaysia	1 800 888 848
Singapore	1 800 375 8100
Taiwan	0800 047 866
Other AP Countries	(65) 6375 8100

Europe & Middle East

Austria	0800 001122
Belgium	0800 58580
Finland	0800 523252
France	0805 980333
Germany	0800 6270999
Ireland	1800 832700
Israel	1 809 343051
Italy	800 599100
Luxembourg	+32 800 58580
Netherlands	0800 0233200
Russia	8800 5009286
Spain	800 000154
Sweden	0200 882255
Switzerland	0800 805353
	Opt. 1 (DE)
	Opt. 2 (FR)
	Opt. 3 (IT)
United Kingdom	0800 0260637

For other unlisted countries:

www.keysight.com/find/contactus
(BP-06-08-16)



www.keysight.com/go/quality
Keysight Technologies, Inc.
DEKRA Certified ISO 9001:2015
Quality Management System



Unlocking Measurement Insights

This information is subject to change without notice.
© Keysight Technologies, 2013 - 2016
Published in USA, June 21, 2016
5991-2171EN
www.keysight.com